



2025/2026 Field Trip Site Guide: ESNP



Location

What to
Pack

FAQs

Behavior
Contract

Safety

Contact
Information

Location

Field Trips at Enterprise South Nature Park take place in an area that is normally closed to the public. It is important that you put in the following address to Google Maps: **Summit Knobs Equestrian Trail 7966 Ferdinand Piech Way Harrison, TN 37341**

- Head towards Harrison Elementary School on Ferdinand Piech Way off of Highway 58. Once on Ferdinand Piech, pass Harrison's three entrances on the left side of the road. The next left is the road to the outdoor classroom and equestrian trail.
- Coming from HWY 58 on Ferdinand Piech Road, turn left after the three Harrison Elementary entrances onto the gravel road with the Equestrian Trail sign and follow the road down to the parking lot. If you go over the wetland bridge, you've gone too far down Ferdinand Piech.





2025/2026 Field Trip Site Guide: ESNP



What to Pack


Field Trips at Enterprise South Nature Park take place outdoors so please review the below list and come prepared.

- **WATER & WATER BOTTLES (REUSABLE PREFERRED)**
 - There is no potable or running water on site.
- sunscreen and/or sun protective clothing (hats, sunglasses, sun shirts, and etc.)
- bug spray
- Student Attire:
 - shoes & clothes that can get dirty
 - close-toed shoes
 - layers appropriate for the weather
 - rain gear is highly encouraged (jackets, boots, ponchos)
- A change of clothes just in case students get extra muddy at the wetland
- lunch (if applicable)
 - You will eat lunch at the outdoor classroom where there is plenty of seating. There are composting toilets to the right of the outdoor classroom. There is only hand sanitizer for handwashing.

Frequently Asked Questions

If your question is not answered in this document, please feel free to reach out to the WaterWays education team. Their contact information is listed at the end of this survival guide.

- Arrival Information:
 - WaterWays staff and volunteers will be in the gravel parking lot to meet you and your students.
 - Please arrive on time as all activity rotations are scheduled tightly together to ensure we maximize fun and education during your trip! If you are running late, please contact WaterWays education staff. (Peri Anne Edwards' cell phone number: 251-597-3495)
- Adult to Student Ratio:
 - We ask that the school/organization provide a ratio of 1 adult per 10 students.
 - When in or near water, WaterWays will attempt to maintain a ratio of 1 adult per 5 students via WaterWays staff and volunteers.
- Can we visit the public area of Enterprise South Nature Park?
 - Yes! If you have a specific area you wish to visit and incorporate into your field trip, please notify the WaterWays education team at the time of booking.
 - Yes, you are welcome to explore the public areas of ESNP after your visit. Please 1) drive to the main entrance and 2) notify both WaterWays and ESNP staff.



2025/2026 Field Trip Site Guide: ESNP



Frequently Asked Questions cont.

- When is payment due?
 - We ask that payment be provided the day of your field trip upon arrival. However, we understand that this may not be possible for all schools/organizations due to bookkeeping policies. All funds must be submitted to WaterWays within 30 days of your field trip. Checks can be made out to WaterWays.

WaterWays

P.O. Box 4437

Chattanooga, TN 37405

- Rain Plans
 - Our field trip programs are hosted in an outdoor environment and are rain or shine unless inclement weather is forecasted. Due to a high number of trips scheduled during March, April, and May we highly suggest that you keep your date (if safe to do so).
 - If inclement weather is forecasted, WaterWays staff will contact the school or organization's point of contact mid-day the day prior to a scheduled field trip to determine whether or not the trip should be rescheduled.
- Cancellation & Reschedule Policy
 - Field trip cancellations must be submitted at least two week's in advance to avoid a \$50 cancellation fee.
 - Reschedule requests must be submitted at least two week's in advance to avoid a \$25 rescheduling fee. This allows WaterWays staff sufficient notice for staffing and or contacting any schools/organizations on our waitlist.

Behavior Contract

To ensure everyone has a safe, fun, and educational trip, we ask that all chaperones and students abide by the below behavior guidelines.

- General
 - Respect the facilities and do not vandalize any of the structures.
 - Follow instructions given by waterways staff and volunteers.
 - Students must be with a chaperone or WaterWays staff member at all times.
- Leave No Trace:
 - Do not take anything from the park.
 - Put all trash in the appropriate receptacles.
 - Do not disturb any wildlife (no chasing or yelling at wildlife).
 - Be gentle when handling wildlife.



2025/2026 Field Trip Site Guide: ESNP



Behavior Contract cont.

- Safety
 - No rough play; especially near the wetland.
 - No throwing anything at wildlife or fellow students.

Consequences: The WaterWays staff reserve the right to alter or cancel scheduled activities should student behavior present a safety concern for fellow students, staff, or wildlife. School/Organization administration will be contacted in the case that any behavioral concerns compromised the safety of fellow students, WaterWays staff/volunteers, and/or wildlife. Refund will not be issued.

Potential Outdoor Hazards & Protections

Our programs take place outdoors include hands-on activities. Please be aware of the below outdoor hazards and review the suggested precautions.

Sun Exposure

- Please wear sunscreen, sun clothes, a hat, and sunglasses.

Bug Bites/Stings

- Please wear bug repellant in the form of spray, stickers, and/or bracelets.
- Please wear light layers that can also provide physical protection from stinging/biting insects.
 - Layers can be removed in case an individual needs to cool down in the heat.
- WaterWays staff/volunteers will have sting relief on hand in their first aid packets.

Ticks

- Please wear tick repellant in the form of spray, stickers, and or/or bracelets.
- Please wear light layers (socks, pants, long sleeves) to provide physical protection from ticks.
 - Layers can be removed in case an individual needs to cool down in the heat.
- Please advise your students and their guardians to perform a tick check once home.

Poison Ivy

- Please advise your students on how to identify poison ivy (see guide below).
- Please advise your students not to touch the plant or the vine.
- WaterWays staff/volunteers will have hand sanitizer on hand in their first aid kits should any of the students touch the plant/vine. Disinfecting soon after can help prevent a rash or the spread of one.



2025/2026 Field Trip Site Guide: ESNP



Poison Ivy Identification


Source: Closter Nature Center (Closter, New Jersey)

HOW TO IDENTIFY POISON IVY



"If butterflies land there, don't put your hand there."

Some butterflies land on poison ivy, since they are not affected, which provides them protection as their predators avoid eating the plant.




"Leaves of three, let it be."

This old rhyme refers to the grouping of three leaves that are most commonly associated with poison ivy. Though there are many other plants with three predominate leaves, this can be a good starting point for identification.



"Hairy vine, no friend of mine." & "Raggy rope, don't be a dope!"

Poison ivy vines on trees have a furry "raggy" appearance. These rhymes warn tree climbers to be wary. Old, mature vines on tree trunks can be quite large and long, with the recognizable leaves obscured among the higher foliage of the tree.



"Berries white, run in fright" & "Berries white, danger in sight."

The berry-like fruit, a drupe, mature by August to November with a grayish-white colour. Fruits are a favorite winter food of some birds and other animals. Seeds are spread mainly by animals and remain viable after passing through the digestive tract.



"Longer middle stem, stay away from them."

This refers to the middle leaflet having a notably longer stem than the two side leaflets and is a key to differentiating it from the similar-looking *Rhus aromatica* - Fragrant sumac.



"Red leaflets in the spring, it's a dangerous thing."

Sometimes in the spring new leaflets have a red appearance. (Note that later, in the summer, the leaflets are green, making them more difficult to distinguish from other plants, while in autumn they can be reddish-orange.)



"Side leaflets like mittens, will itch like the dickens."

This refers to the appearance of some, but not all, poison ivy leaves, where each of the two side leaflets has a small notch that makes the leaflet look like a mitten with a "thumb."



Additional Questions?

If you have any additional questions, please reach out to our Program Coordinator, Peri Anne Edwards. She may be contacted at perianne@mywaterways.org. We look forward to hosting you and your students in the beautiful outdoors!